



# Choose Your Style

DESIGN IDEAS & INSPIRATION FOR YOUR DREAM HOME

[WWW.KORUBUILDINGCONTRACTORS.COM.AU](http://WWW.KORUBUILDINGCONTRACTORS.COM.AU)

# RENOVATING OR BUILDING A NEW HOME?

Whether you're building a brand new home with Koru or renovating your current home with us, take advantage of our Interior Design & Styling team's creativity and expertise. We can help you create luxury homes that are beautiful to live in using premium-quality materials and finishes. We will work closely with you to create a home that is reflective of you and your visions for your dream home.

Please enjoy our selection of the very best in home design & style ideas and inspiration to get the creative process started.



# 1

## Get in touch with us

Phone us, email or pop into our office for an informal discussion about your bathroom project.

# 2

## Design

Our Design. Your Design. Custom Design. We will work with you to establish your design criteria and identify a project budget.

# 3

## Preliminary Agreement

We may ask you to sign a Preliminary Agreement before the Building Contract is signed setting out any preliminary costs.

# 4

## Preliminary Design & Estimate

We will provide you with an estimate for your project based on the preliminary design.

# 5

## Selections

Once you are happy with your design, we will meet with you to finalise the detailed specifications, selections and inclusions list.

# 6

## Contract & Deposit

Once you have accepted our quote, we will ask you to sign an HIA Building Contract and pay the deposit.

# 7

## Building Approval

If required, we will submit the design for Council approval which will generally take 2 weeks.

# 10

## steps to design & build

At Koru Building Contractors we're with you every step of the way during the building process. We'll guide you, answer your questions and keep you informed of the progress of your bathroom project.

We understand how excited you feel at the prospect of starting your own building journey, and we look forward to being your builders of choice. It really is easy with our 10 Steps to Design & Build.

# enjoy

# 10

## Ongoing Support

We provide a 12 month defects period and your QBCC Home Warranty Insurance provides a Structural Warranty for 6 years 6 months.

# 9

## Handover

Once the building process has been completed, we will meet with you onsite for a handover meeting.

# 8

## Let's Build

Construction will start and we will give you access to our online project management system where we will keep you up to date.





Hamptons  
Style








Contemporary  
Style









Classic Style







Byron Style










Country Style







Coastal Style








Scandinavian  
Style










Natural Tones







Colour Pops





Colour Pops





## Contact Us

[info@korubuildingcontractors.com.au](mailto:info@korubuildingcontractors.com.au)

0457 408700

391-393 Sheridan Street  
CAIRNS NORTH Q 4870

[www.korubuildingcontractors.com.au](http://www.korubuildingcontractors.com.au)

